


OOSEM DESIGNS



Elevate Every Corner with Our Tiles Design



info@oosemtiles.com





TERRAZZO

Collections.

Our Terrazzo Collection Comes In The Size of 600 x 1200 Mm That Provides Your Space With A Spectacular And Exquisite Finish

PELEVANCE OF THICKNESS

A 9.5 mm thick tile functions smoothly and does not interfere with any kind of uneven.

APPLICATION AREA



TABLE TOP



LIVING ROOM



STAIR CASE



KITCHEN COUNTER
TOP



Oosetiles

Check out the catalogue for more details....

MATT Collections.

Our matt Collection Comes In The Size of 600 x 1200 Mm That Provides Your Space With A Spectacular And Exquisite Finish.



PELEVANCE OF THICKNESS

A 9.5 mm thick tile functions smoothly and does not interfere with any kind of uneven.

APPLICATION AREA



TABLE TOP



STAIR CASE



LIVING ROOM



KITCHEN COUNTER
TOP



Oosemtilas

Check out the catalogue for more details.....

CARVING + MATT

Collections.

The same benefits you expect from a Matt finish such as a longer life span, a magnificent appearance and compatibility with the surroundings, but with the added touch of carving effect that offers a hand-crafted, ornamental look; if you want to bring a whimsical look to your space, that is - something reminiscent of artisan craftsmanship, matt with carving effect is the tile foe you!

PELEVANCE OF THICKNESS

A 9.5 mm thick tile functions smoothly and does not interfere with any kind of uneven.

APPLICATION
AREA



TABLE TOP



LIVING ROOM



STAIR CASE



KITCHEN COUNTER
TOP

DECORE *Collections.*

Our décor collection Comes In The Size of 600x1200 Mm that Provides Your Space With A Spectacular and Exquisite Finish.

PELEVANCE OF THICKNESS

A 9.5 mm thick tile functions smoothly and does not interfere with any kind of uneven.

APPLICATION AREA



TABLE TOP



LIVING ROOM



DINING TABLE



STAIR CASE



KITCHEN
COUNTER TOP



OFFICE TABLE



SHINE CARAVING

Collections.

This tile carries an intricately designed pattern with mild tones that feel unique to the touch. The visual effect is very elegant and the intriguing luster perfectly captures a fashionable modern residential and commercial design.

PELEVANCE OF THICKNESS

A 9.7 mm thick tile functions smoothly and does not interfere with any kind of uneven.



Oosentiles

Check out the catalogue for more details.....

SUPER HIGH GLOSS

Our super high glossy collection Comes In The Size of 600x1200 MM That Provides Your Space With A Spectacular And Exquisite Finish



PELEVANCE OF THICKNESS

A 9.7 mm thick tile functions smoothly and does not interfere with any kind of uneven.

APPLICATION

AREA



TABLE TOP



LIVING ROOM



DINING TABLE



STAIR CASE



KITCHEN
COUNTER TOP



OFFICE TABLE

GLOSSY JOINT

Collections.

Our super high glossy collection Comes In The Size of 600x1200 MM That Provides Your Space With A Spectacular And Exquisite Finish.

PELEVANCE OF THICKNESS

A 9.5 mm thick tile functions smoothly and does not interfere with any kind of uneven.



Rosemiles

Check out the catalogue for more details.....



GLOSSY *Collections.*

Our glossy collection comes in the size of 600X1200 Mm that provides your space with a Spectacular and exquisite finish.

PELEVANCE OF THICKNESS

A 9.5 mm thick tile functions smoothly and does not interfere with any kind of uneven

APPLICATION
AREA



TABLE TOP



LIVING ROOM



DINING TABLE



STAIR CASE



KITCHEN
COUNTER TOP



OFFICE TABLE



Oosemtils

Check out the catalogue for more details.....

LAMINA SERIES - GLOSSY

Collections.

Our glossy collection comes in the size of 600X1200 Mm that provides your space with a Spectacular and exquisite finish.

PELEVANCE OF THICKNESS

A 9.5 mm thick tile functions smoothly and does not interfere with any kind of uneven.



APPLICATION

AREA



TABLE TOP



LIVING ROOM



DINING TABLE



STAIR CASE



KITCHEN
COUNTER TOP



OFFICE TABLE



Oosertiles

Check out the catalogue for more details.....

RAINBOW SERIES

Collections.

Playful and intricate, Multicolor tiles make a big impact on design. This collection will enrich your space like no other. These colorful tiles bring a touch of sensitivity, sophistication and sensation to any room.

PELEVANCE OF THICKNESS

A 9.5 mm thick tile functions smoothly and does not interfere with any kind of uneven.



Oosemtiles

Check out the catalogue for more details....

MONOTONE

Collections.



Each individual is unique, so are their ideas. The same is true in the case of tiles. Some of us enjoy blends, while others choose simplicity, and some seek a more subdued visual experience, one that relates to nature's richness, where natural color and materials blur the lines between indoor and outdoor living. So, for those who love the visual impact of Monotone designs, our company has stocked a beautiful range of finely printed monotone finishes to help them get creative! These beautiful tiles give a crisp and immaculate look with their unique colors and innovative designs.

BOOKMATCH *Collections.*

Our BookMatch Collection comes in the size of 600x1200 Mm that provides your space with a spectacular and exquisite finish.



APPLICATION

AREA



TABLE TOP



LIVING ROOM



DINING TABLE



STAIR CASE



KITCHEN
COUNTER TOP



OFFICE TABLE

CARVING

Collections.

Our Carving Collection comes in the size of 600x1200 Mm that provides your space with a spectacular and exquisite finish.



APPLICATION

AREA



TABLE TOP



LIVING ROOM



DINING TABLE



STAIR CASE



KITCHEN
COUNTER TOP



OFFICE TABLE



Oosemtilles

Check out the catalogue for more details.....

DC SERIES *Collections.*

Our DC Series (Glossy) collection comes in the size of 600x1200 Mm that Provides your space with a spectacular and exquisite finish.



APPLICATION

AREA



TABLE TOP



LIVING ROOM



DINING TABLE



STAIR CASE



KITCHEN
COUNTER TOP



OFFICE TABLE



Oosemtilles

Check out the catalogue for more details....

MOSCOW Collections.

A collection that celebrates heritage through its design and promises to spire! Created by correlating design with technology, these beautiful 600x600 tiles are reminiscent of the ancient Moroccan architecture that adorned Moroccan homes. Expertly produced these tiles are inlaid with intricate designs on multiple tonal pallets-making it versatile & aesthetic.



FEATURES



Long
Durability



Easy to
Clean



Impact
Resistance



Frost
Resistance



Low Water
Absorption



Dimensional
Stability



Hygienic
Surface



Fire
Resistance



Chemical
Resistance



Easy
Installation



Thermal Shock
Resistance



Cracking
Resistance



Oosemtiles

Check out the catalogue for more details.....

WOODEN Collections.

The Wood Collection comes in the size of 600x1200 mm that provides your space with a spectacular and exquisite finish.



APPLICATION
AREA



TABLE TOP



LIVING ROOM



DINING TABLE



STAIR CASE



KITCHEN
COUNTER TOP



OFFICE TABLE



SPC FLOORING

Collections.

Our SPC Flooring collection comes in the size of 181X1220 mm that provides your space with a Spectacular and exquisite finish.

WHY SPC FLOORING?



Lower Thickness
& Weight



Impact
Resistances



Easy to
Clean Floor



Stain
Free



Easy to
Carry



Modular



Glue
Free



Less Dead
Weight



Easy & Hassle Free Installation



Green
Product



Dust free
Installation



Flame
Resistant



Scratch
Resistant



Quick
Installation



Recyclable



Weather
Proof



Termite
Resistant



Water Proof

CLICK TILE



Oosem tiles

Check out the catalogue for more details.....


OUTDOOR PORCELAIN TILES

Collections.

Discover the collection of resilient surfaces crafted with the convergence of nature and technology for demanding outdoors and areas that are an extension of your homes and spaces.


ROBUST THICKNESS MIGHTY DURABILITY

The substantial thickness of 20mm of the collection lends the surfaces exceptional durability and resilience.



LED TUBELIGHTS

Collections.



PRODUCT

Our LED's are selected from the best in the world to guarantee top perform and in terms of life time, unaltered color and energy efficiency.

PRODUCTION

At the core of our new product development is the commitment to utilize the very latest lighting technology that improve efficiency and enhance the environment through reduced energy consumption.

INNOVATION

At Will Stone we believe in constant innovation and we are the market leaders in switches and other home electrical accessories our innovations are the result of a strong R&D team which is further complimented by an equally dedicated and capable product design team.

WASH BASINS

Beautiful array of washbasins designs designed for different setups and uses.



WALL HUNG

APPLICATION AREA



Toilet with
tank



Wall hung



Top corners



SANITARY WARES

we bring you a sanitary wares collection
of versatile design.



WALL HUNG



APPLICATION AREA



Toilet with
tank



Wall hung



Floor toilet



Oosemtils

Check out the catalogue for more details.....